

More Kissing Hand Activities...and crafty ideas!



by Susan DeMuth
Shapes Etc.
www.shapesetc.com



Flannel Board Activity Idea:

Read and then retell *The Kissing Hand by Audrey Penn*. Learn how a little raccoon overcame his fear of leaving his mom and all the new friends he met at school. Print, color, laminate, and then bubble cut the animals. Glue a piece of sand paper on the backside to create flannel board story pieces.

Variation: glue a strip of magnetic tape on the animals for magnet board stories. Place 3 opossums on a craft stick. Adapt these ideas to any woodland theme.




Book Activity Idea:

Create a book. Print Woodland Friends PDF from www.shapesetc.com.

Color, bubble-cut Chester and his new friends and glue on Chester's friends.

Optional: pre-readers can dictate a story about the animals that Chester meets in his school.


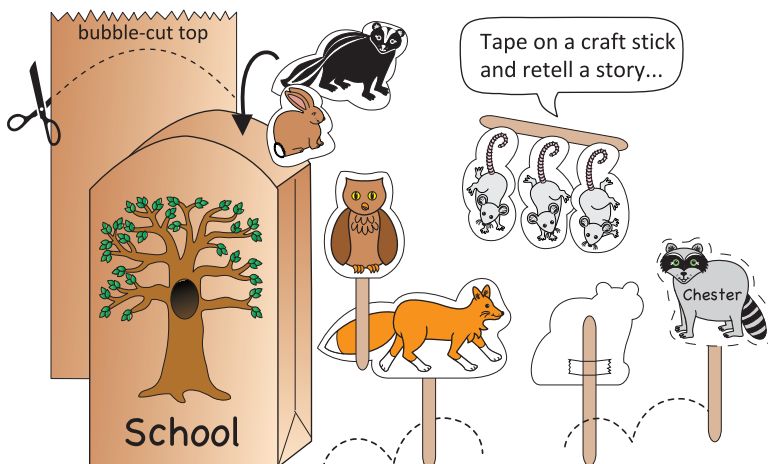
Variation: Use this idea with nonfiction and make books of woodland animal facts.



Story Bag Activity Idea:

Create a story bag. Print, color and bubble-cut the Bare Tree with Leaves and Chester's Woodland Friends Printables from our website, www.shapesetc.com. Glue the tree on a lunch bag to make the school. Bubble-cut around the top of the bag following the shape of the tree. Place Chester and his Woodland Friends inside the bag! Tell the story about how Chester overcame his fear.

Optional: For durability, laminate the animals before cutting. You can also make stick puppets by taping the animals on craft sticks for storytelling!



Visit www.shapesetc.com for free Printables for use with this and other fun & creative activities!