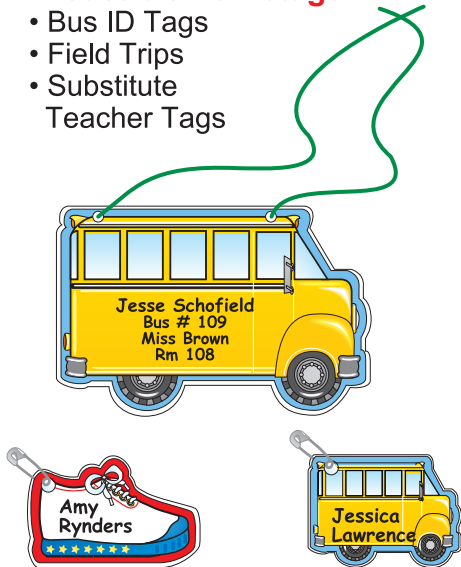


# Nine Nifty Notepad Laminating Ideas... by Susan DeMuth



## 1. Reusable Nametags

- Bus ID Tags
- Field Trips
- Substitute Teacher Tags



## 2. Laminate Hall Passes

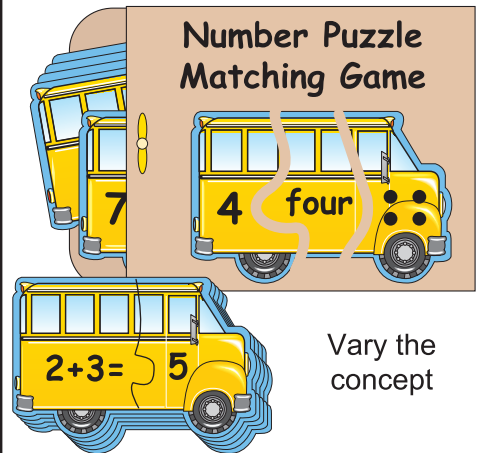
Quick, inexpensive, versatile hall passes. Personalize with teacher's name, destination, etc. Laminate, hole punch, add yarn. Optional: Glue to card stock and laminate.

- "Errand Runner"
- "Lavatory"
- "Library"
- "Office" Etc.



## 3. Puzzle Games

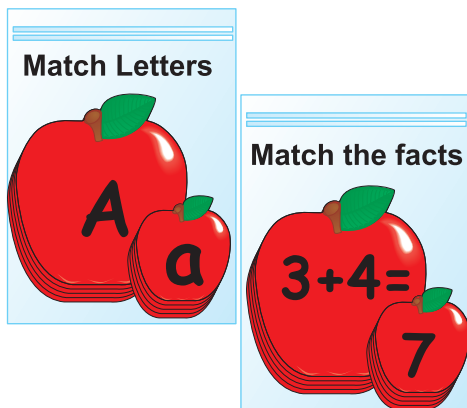
- Match math facts
- Laminate envelope and carefully slit open with a craft knife.



Vary the concept


## 4. Baggie Games

- Match letters
- Math facts etc.
- Vary the concepts and review basic skills



## 5. Word Cards


- Spelling
- Vocabulary
- Sight Words



Use these words in a sentence


## 6. Pocket Folder Sorting

- Laminate the pocket folder and carefully slit the pockets open with a craft knife.
- Fact / Fiction
- True / False



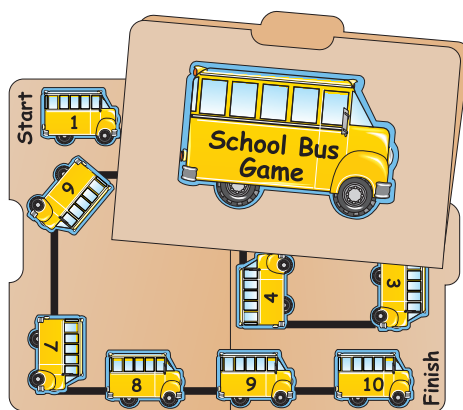
## 7. Quick & Easy Gifts

Write name and date on the back side and glue a photo on the front. Laminate, punch a hole, and add yarn. Make a "fridge-frame" by gluing on a magnet!



## 8. File folder Games

Write, glue on buses, and laminate, the entire folder to create versatile learning games.



## 9. Ask For Help

Involve parent volunteers with help trimming laminated projects. Its a great way to save time and make that very important home / school connection. Send home learning games to reinforce skills that may need extra work.



Shapes Etc. Sold Here: