

Kangaroo Pocket Match Activities!

Idea from Carol Hartery
www.carolhartery.blogspot.com

In collaboration with Susan DeMuth
Shapes Etc. www.shapesetc.com

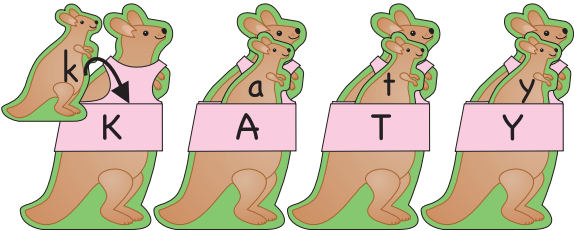


Read Katy No Pocket by Emmy Payne and create coordinating activities to reinforce ELA and math skills. Start with SE-1913 Large Kangaroo and Mini SE-7909 Notepads.

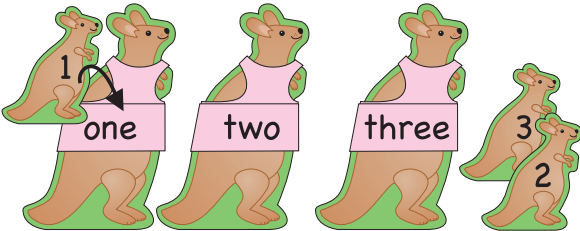
Match Numbers



Match Upper and Lower Case Letters

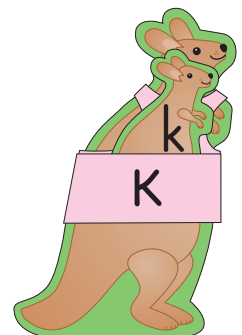
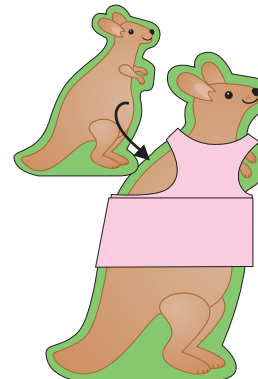
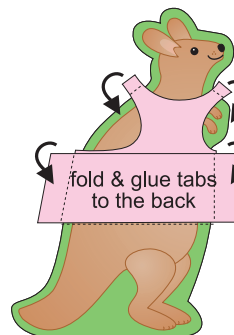
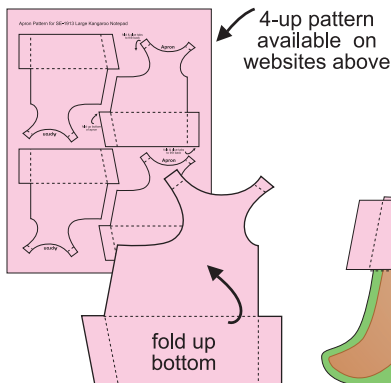
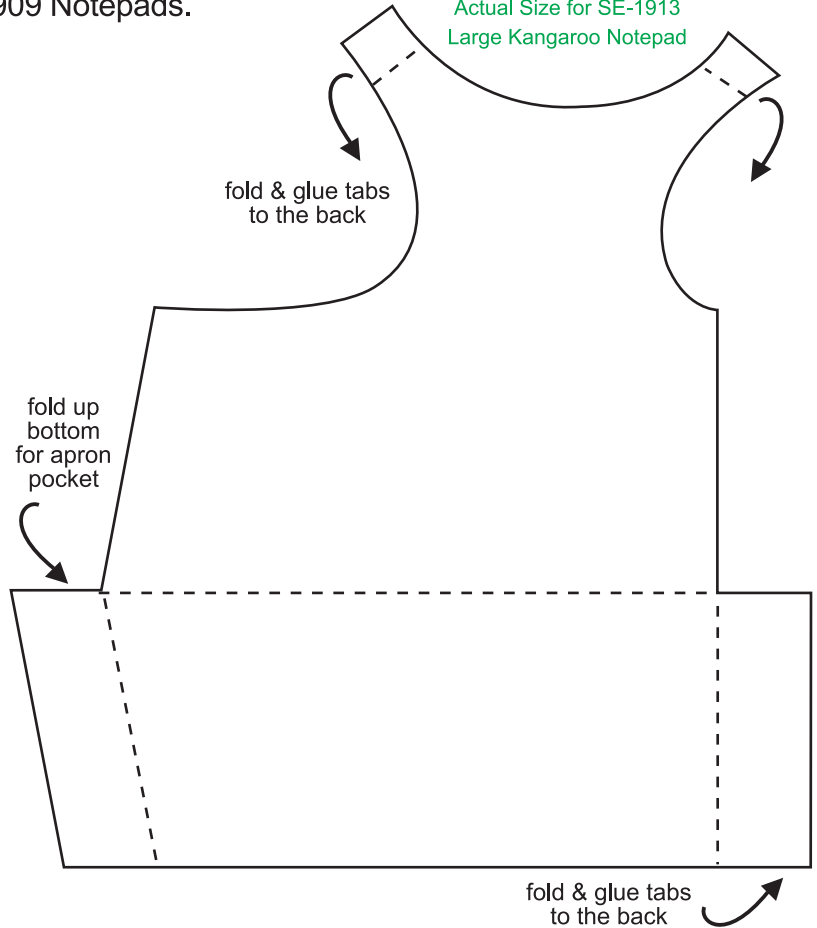


Match Numbers and Word



Apron Pattern

Actual Size for SE-1913
Large Kangaroo Notepad



1. Print out or copy 4-up apron pattern on brightly colored paper. Cut out the pattern. Fold the bottom edge up to make a pocket.

2. Glue apron on the Kangaroo. Fold tabs along dotted lines to backside and glue in place on the backside.

3. Place a "Joey" in the pouch. Add letters or numerals to create the desired matching game.

Optional: Laminate the entire Kangaroo and apron then carefully slit open the pocket with an Exacto Knife™