
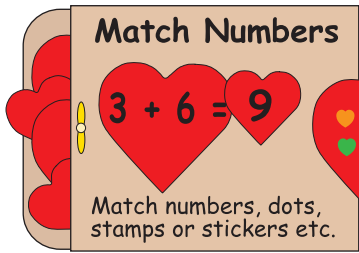


# Valentine & Heart Ideas...by Susan DeMuth



## 1. Match the Facts Activities

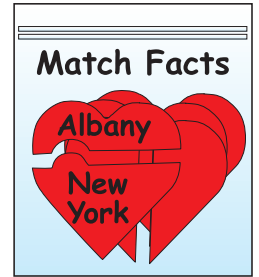
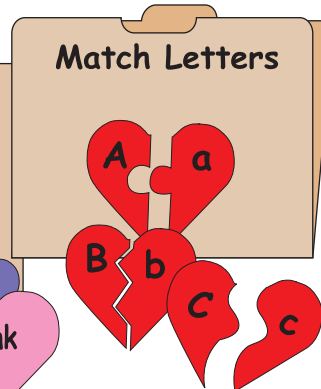
- Match lower and upper case letters
- Match states and capitals
- Expand on this idea... Vary the concept and Shapes Etc. designs to coordinate with other themes



**laminates for permanence**


### Helpful Hints:

1. Store in hanging files so activities are easy to use at a moment's notice.
2. Create self-checking game pieces. Put the correct answer on the backside.

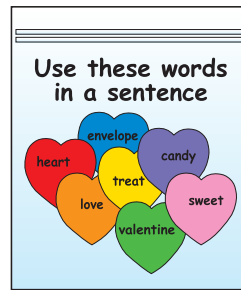



## 2. Word Cards & More!

- Sight Words
- Vocabulary Words
- Spelling Words
- Science Words
- "Put in Order"
  - Numbers 1-10
  - Days of the Week
  - Months of the Year
  - Alphabetize Words
- Easy to Store
  - Zip Lock™ Bags
  - Envelopes
  - Hanging File Folders

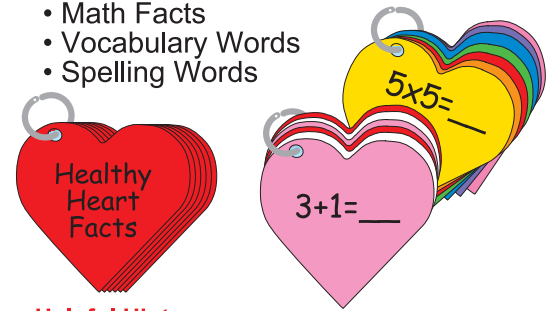


**laminates for permanence**



## 3. Ring Things

- Flash Cards for Drill & Practice!
- Math Facts
- Vocabulary Words
- Spelling Words



### Helpful Hints:

1. Make self-checking with answers on the back.
2. Laminate for permanence or write & wipe.

## 4. Heart Shaped Books



## 5. Valentine Cards

What a fun way to reinforce writing skills!



**Optional:**  
Glue a wrapped candy treat here.




## 6. Easy paper "Spring" Pop-ups



1. Cut long paper strip (1/2" x 6")




2. Accordion fold
3. Glue to card
4. Glue on a sheet of a notepad



## 7. Make Quick Goodie Baskets... Great for gifts and greetings!


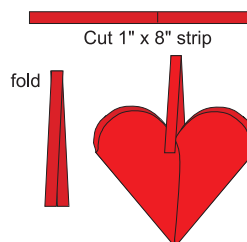
1. Fold two large hearts in half.



2. Overlap, form a pocket and glue.



3. Cut and fold a simple handle, glue it in place. (A ribbon will also work well). Add doilies, a sheet of a mini notepad .... Voila'



### Variations:

Fill with a sweet treat or a special note...decorate with rubber stamps, glitter glue or valentine stickers! Set up an art center with fun materials, make a simple example and see what happens!